



Vendor: Microsoft

Exam Code: 70-466

**Exam Name: Implementing Data Models and Reports with
Microsoft SQL Server 2012**

Version: Demo

Topic 1, Tailspin Toys

Tailspin Toys is a multinational company that manufactures toys. Tailspin Toys has offices in five regions worldwide. The company sells toys at various retail stores. The company also sells toys directly to consumers through a web site.

The company has the following departments:

- Sales
- Distribution
- Manufacturing

Each department has an office in each region.

The fiscal calendar of Tailspin Toys runs from June to May. The network contains a server farm that has Microsoft SharePoint Server 2013 installed.

Existing Environment

Current Database Environment

Each department uses SharePoint team sites for internal collaboration.

All manufacturing information is stored in a relational database named Manufacturing. All sales information is stored in a relational database named Sales.

Tailspin Toys deploys SQL Server Analysis Services (SSAS) and configures SSAS to use tabular models. SSAS will be used for all sales reports.

Tailspin Toys deploys a SQL Server Reporting Services (SSRS) instance in SharePoint mode.

Sales Database

A database named Sales contains two tables named FactSales and DimProduct. FactSales contains the following columns:

- SalesID
- Total Due
- OrderDate

DimProduct contains the following columns:

- ProductID
- ProductName
- ProductCategory
- ProductSubcategory

The Sales database contains information about the products. Most of the products have a category and a subcategory. Certain products only have a category.

A sample from DimProduct is shown in the following table.

ProductID	ProductName	ProductCategory	ProductSubcategory
1	Balsa Wood Flyer	Plane	Classic
2	Radio Controlled Flyer	Plane	Radio Controlled
3	Plastic Model	Model	Model

Requirements

Security Requirements

Tailspin Toys identifies the following security requirement:

- Sales department users must be allowed to view the sales transactions from their region only.
- Sales department users must be able to view the contents of the manufacturing reports.
- Manufacturing department users must be able to create new manufacturing reports.
- Third-party and custom solutions must NOT be deployed to the reporting server.
- Sales department users must NOT be able to create new manufacturing reports.

Planned Reporting Implementation

The manufacturing department plans to use the SSRS instance for its reports. The manufacturing department also plans to make its reports accessible from SharePoint. All manufacturing reports will use an existing database named Manufacturing.

Reporting Requirements

Tailspin Toys identifies the following reporting requirements:

- All reports must contain the company logo and a header that contains the date and the time that the report was executed.
- All reports must be created by using the SQL Server Data Tools.

Manufacturing report

You plan to create a report named ManufacturingIssues.rdl. The report has the following requirements:

- Manufacturing department managers must be able to view product issues by product type, manufacturing plant location, and error type.
- The manufacturing department managers must be able to change views by choosing options from drop-down lists.

Sales reports

You plan to create a sales report named RegionalSales.rdl. The report has the following requirements:

- Users must be able to view the report by using a web browser. By default, subcategories and product details must be hidden when using the browser.
- Users must be able to subscribe to receive the report by email. The report must be sent by email as a PDF attachment.

You plan to create a quarterly sales report named QuarterSales.rdl. The report must display sales data by fiscal quarter.

Technical Requirements

Tailspin Toys identifies the following technical requirements:

- Products in the DimProduct table that do NOT have a subcategory must use the category value as the subcategory value.
- SSRS must NOT connect to databases more frequently than once every 30 minutes.
- Sales department users must be able to use Microsoft Excel to browse tabular data.

QUESTION 1

You need to recommend a solution for the sales department that meets the security requirements. What should you recommend?

- A. Create one role for all of the sales department users. Add a DAX filter that reads the current user name and retrieves the user's region.
- B. Create one role for each region. Configure each role to have read access to a specific region. Add the sales department users to their corresponding role.
- C. Create a table for each region. Create a role for each region. Grant each role read access to its corresponding table.
- D. Create one role for all of the sales department users. Configure the role to have read access to the sales transactions. Ensure that all of the reports that access the sales transaction data restrict read access to the data from the corresponding sales department region only.

Correct Answer: C

Explanation:

Scenario:

Tailspin Toys identifies the following security requirement:

- Sales department users must be allowed to view the sales transactions from their region only.
- Sales department users must be able to view the contents of the manufacturing reports.
- Sales department users must NOT be able to create new manufacturing reports.

QUESTION 2

You need to configure the dataset for the ManufacturingIssues report. The solution must meet the technical requirements and the reporting requirements. What should you do?

- A. Configure the dataset to use a stored procedure. Add the necessary parameters to the stored procedure.
- B. Add a query to retrieve the necessary data from the database. Configure the dataset to use query parameters.
- C. Add a query to retrieve the necessary data from the database. Configure the dataset to use filter parameters.
- D. Configure the dataset to use a table. Ensure that the database has a table that contains the necessary information.

Correct Answer: B

QUESTION 3

You need to ensure that all reports meet the reporting requirements. What is the best way to achieve the goal? More than one answer choice may achieve the goal. Select the BEST answer.

- A. Create a report part. Publish the report part to a server that has SSRS installed. Add the report part to each new report that is created.
- B. Create a report part. Publish the report part to a SharePoint site. Add the report part to each new report that is created.
- C. Create a report. Copy the report to source code control. Create each new report by using the report template in source code control.
- D. Create a report. Copy the report to the PrivateAssemblies\ProjectItems\ReportProject folder in the Visual Studio directory. Create each new report by using the locally stored report

Correct Answer: D

QUESTION 4

You need to configure a hierarchy for DimProduct that meets the technical requirements. What should you do?

- A. Set ProductName as the parent of ProductSubCategory and set ProductSubcategory as the parent of ProductCategory. For ProductSubcategory, click Hide if Name Equals Parent.
- B. Set ProductCategory as the parent of ProductSubCategory and set ProductSubcategory as the parent of ProductName. For ProductSubcategory, click Hide if Name Equals Parent.
- C. Set ProductName as the parent of ProductSubcategory and set ProductSubCategory as the parent of ProductCategory. For ProductCategory, click Hide if Name Equals Parent.
- D. Set ProductCategory as the parent of ProductSubcategory and set ProductSubCategory as the parent of ProductName. For ProductCategory, click Hide if Name Equals Parent.

Correct Answer: B

QUESTION 5

You need to recommend a solution to meet the requirements for the ManufacturingIssues.rdl report. What is the best solution that you should include in the recommendation? More than one answer choice may achieve the goal. Choose the BEST answer.

- A. Add a dataset to the report that uses an ad hoc SQL statement. Configure the dataset to include the parameters required for the different views. Add a dataset for each parameter created. Configure each parameter to use the values in the dataset.
- B. Add a dataset to the report that uses an ad hoc SQL statement. Configure the dataset to include the parameters required for the different views. Update each parameter to use a set of values from Report Designer.
- C. Add a dataset to the report that uses an ad hoc SQL statement. Configure the dataset to include the parameters required for the different views. Use the default display for the parameters.
- D. Add a dataset to the report that uses a stored procedure. Configure the dataset to include the parameters required for the different views. Update each parameter to use a set of values from Report Designer.

Correct Answer: C

QUESTION 6

HOTSPOT

You create a new SharePoint site to store reports for the manufacturing department. You need to recommend a solution to meet the security requirements for the sales department users and the manufacturing department users. What should you recommend? To answer, select the appropriate group for the sales department users and the manufacturing department users in the answer area.

Answer Area

Sales department users	Manufacturing department users
<input type="text"/>	<input type="text"/>

Answer Area

Sales department users	Manufacturing department users
<input type="text"/> <ul style="list-style-type: none"> Owners Readers Members Restricted readers 	<input type="text"/> <ul style="list-style-type: none"> Visitors Readers Members Restricted readers

Correct Answer:

Answer Area

Sales department users	Manufacturing department users
<input type="text"/> <ul style="list-style-type: none"> Owners Readers <li style="background-color: #e0ffe0;">Members Restricted readers 	<input type="text"/> <ul style="list-style-type: none"> Visitors Readers <li style="background-color: #e0ffe0;">Members Restricted readers

QUESTION 7

You need to modify the environment before you create the QuarterSales report. What should you do?

- A. Add a date table to the model that contains columns for the fiscal and calendar quarters.
- B. Add a date table to the model that contains measures for the fiscal and calendar quarters.
- C. Configure a time dimension by using the Time Intelligence Wizard.
- D. Configure SSAS to use a server time dimension.

Correct Answer: C

QUESTION 8

After you deploy the RegionalSales report, users report that they cannot see product data when they receive the reports by email. You need to ensure that the sales department managers can see all of the data. In the report, you update the Hidden property of each group. What should you do next?

- A. In When the report is initially run, select Show or hide based on an expression. Set the expression to = (Globals!RenderFormat.IsInteractive)
- B. In When the report is initially run, select Show.
- C. In When the report is initially run, select Show or hide based on an expression. Set the expression to =NOT (Globals!RenderFormat.IsInteractive).

D. In When the report is initially run, select Hide.

Correct Answer: D

QUESTION 9

After you deploy the RegionalSales report, you attempt to configure the subscriptions. You discover that the subscription creation screen does not display the option to deliver the report by email. You need to ensure that subscriptions can be delivered by using email. What should you do?

- A. Modify the Rsmgrpolicy.config file.
- B. From Central Administration, modify the SMTP settings of the SharePoint Server server farm.
- C. Modify the Rssrvpolicy.config file.
- D. From Central Administration, modify the properties of the Reporting Service Application.

Correct Answer: C

Topic 2, Contoso, Ltd

Background

You are the business intelligence (BI) solutions architect for Contoso Ltd, a multinational sales company with offices in London, Madrid, Paris, Brisbane, Tokyo, and New York. Contoso sells office consumable products such as pens, printer ink, and paper.

You produce solutions by using SQL Server 2012 Business Intelligence Edition and Microsoft SharePoint Server 2010 Enterprise Edition with SP1.

Technical Background

Contoso's products are categorized by using four levels while some use only two or three levels. Products are categorized as shown in the following table.

Product Type	Product Category	Product Sub Category	Product Sub Section
Papers	Copy Paper		
	Note	Sticky Notes	
		"Sign Here" Notes	
Tapes and Glue	Adhesive Glue		
	Tape	Masking Tape	
		Sticky Tape	
Writing	Pens	Ball Pens	
		Pencils	
		WhiteBoard Markers	Permanent Markers
			Removable Markers
	Corrections	Correction Tape	
		Correction Fluid	
Erasers			

Contoso sells products through mobile sales staff, direct marketing, and its website. Sales personnel are located in various regions around the world, and each region has a sales manager who is paid a quarterly bonus based on the total sales in the region during the quarter. Regions are categorized as shown in the following table.

Region	Country	State
Oceania	Australia	Queensland
		New South Wales
	New Zealand	Canterbury
Marlborough		
Europe	Great Britain	Cornwall
		Aberdeen
		Cardiff
	Germany	Baden-Wurttemberg
		Saxony

SQL Server Analysis Services (SSAS) is used to host a multidimensional database. The database contains a single cube named Sales and three database dimensions named Products, Regions, and Date. A single measure named Sales Total has been defined in the cube. The data source for the database is a SQL Server data warehouse.

The Products dimension contains a single user-defined hierarchy named Products. To prevent the display of empty members when users browse the Products dimension, the Extract, Transform, and Load (ETL) process populates all missing values as shown in the following diagram.

Product Type	Product Category	Product Sub Category	Product Sub Section
Papers	Copy Paper	Copy Paper	Copy Paper
Papers	Note Papers	Sticky Notes	Sticky Notes

The structure of the Products hierarchy is shown in the following diagram.

Products
Product Type
Product Category
Product Sub Category
Product Sub Section

The Regions dimension contains a single user-defined hierarchy named Sales Regions. The dimension is based on a single dimension table in the data warehouse and the attribute relationships have not been modified since the dimension was created by using the Dimension wizard. The structure of the Sales Regions hierarchy is shown in the following diagram.

Sales Regions
Region
Country
State

The Date dimension contains a single user-defined hierarchy named Calendar. The structure of the Calendar hierarchy is shown in the following diagram.

Calendar
Year
Quarter
Month
Date

A role named UserRegions has been created in the SSAS database that will be used to filter members in the Regions dimension based on the authenticated user.

Administrative staff from around the world will produce sales reports with Microsoft Excel 2010 based on the Sales cube.

Developers will produce reports with SQL Server Reporting Services (SSRS) based on the Sales cube and the reports will be delivered to users through report subscriptions and a web browser. All users log on to an Active Directory Domain Services (AD DS) domain named contoso.com.

All client computers and servers are joined to the contoso.com domain.

Business Requirements

The BI system must meet the following reporting requirements:

- Display all sales figures in euro currency, regardless of the client's reporting location
- Include a new measure named AD Sales that calculates average daily sales for a selected month
- Support near real-time reporting while maintaining good performance for multidimensional queries
- Support reports that show currency exchange rates
- Deliver executive reports that are parameterized and rendered from report snapshots

In addition, cube objects must use terms familiar to users from around the world. For example, in the SalesRegions hierarchy, users from Great Britain must see the State level presented as County when browsing the Sales cube.

The Sales cube must support a new measure group named Sales Planning. The measure group must consist of a single measure named Sales Plan that enables the management team to use Excel 2010 to enter sales plans for future monitoring.

The BI system must meet the following technical requirements:

Architecture requirements

The system must use separate servers for each of the following components:

- uk.co.certification.simulator.d.l@190b1bf8
- All servers must be installed using U.S. regional settings.
- The system must source currency exchange rate data from a database hosted in Microsoft Azure SQL Database.

Security requirements

- When possible, the system must use Windows authentication for all database connections.
- The system must prevent users from querying data from outside of their region.

- The system must allow certain users to query data from multiple regions.

Development requirements

- When browsing the Products hierarchy, repeating values for different levels of a given drill-path must be avoided. For example, Papers -> Copy Paper -> Copy Paper -> Copy Paper should appear simply as Papers -> Copy Paper.
- The system must support report snapshots. The default maximum number of retained snapshots must not exceed five.

QUESTION 10

You need to develop an SSRS report that retrieves currency exchange rate data. How should you configure the data source for the report?

- A. Use the Microsoft Azure SQL Database data source type and then set a username and password for the credentials.
- B. Use the SQL Server data source type and then set Windows authentication for the credentials.
- C. Use the Microsoft Azure SQL Database data source type and then set Windows authentication for the credentials.
- D. Use the SQL Server data source type and then set a username and password for the credentials.

Correct Answer: A

QUESTION 11

You need to create the AD Sales measure. Which aggregation function should you use?

- A. Sum
- B. Average
- C. ByAccount
- D. AverageOfChildren

Correct Answer: D

QUESTION 12

You need to meet the browsing requirements for the Products hierarchy. Which property should you modify?

- A. DefaultMember
- B. AttributeHierarchyDisplayFolder
- C. HideMemberIf
- D. RootMemberIf

Correct Answer: A

QUESTION 13

You need to configure the partition storage settings to support the reporting requirements. Which partition storage setting should you use?

- A. High-latency MOLAP
- B. In-Memory

- C. Low-latency MOLAP
- D. DirectQuery
- E. LazyAggregations
- F. Regular

Correct Answer: C

QUESTION 14

You need to configure per-user security authentication for reporting against the Sales cube. What should you do? (Each correct answer presents part of the complete solution. Choose all that apply.)

- A. Create Service Principal Names (SPNs).
- B. Enable forms-based authentication.
- C. Configure account delegation.
- D. Enable mixed-mode authentication.

Correct Answer: AD

QUESTION 15

You need to configure SSRS to meet the maximum number of snapshots requirement. What should you do? (Each answer presents a complete solution. Choose all that apply.)

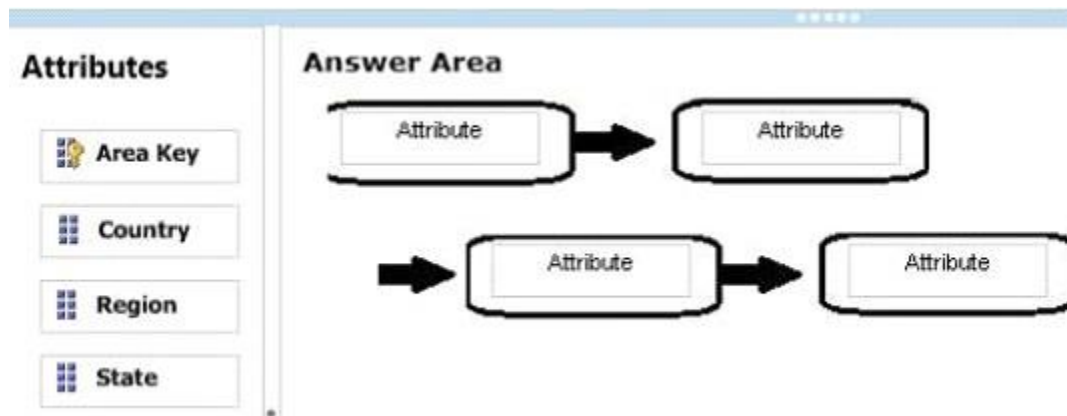
- A. In SharePoint Central Administration, set the System Snapshot Limit option to 5.
- B. In Reporting Services Configuration Manager, set the Limit number of snapshots option to 5.
- C. For each report, set the System Snapshot Limit option to 5.
- D. Use PowerShell to set the System Snapshot Limit option to 5.

Correct Answer: AD

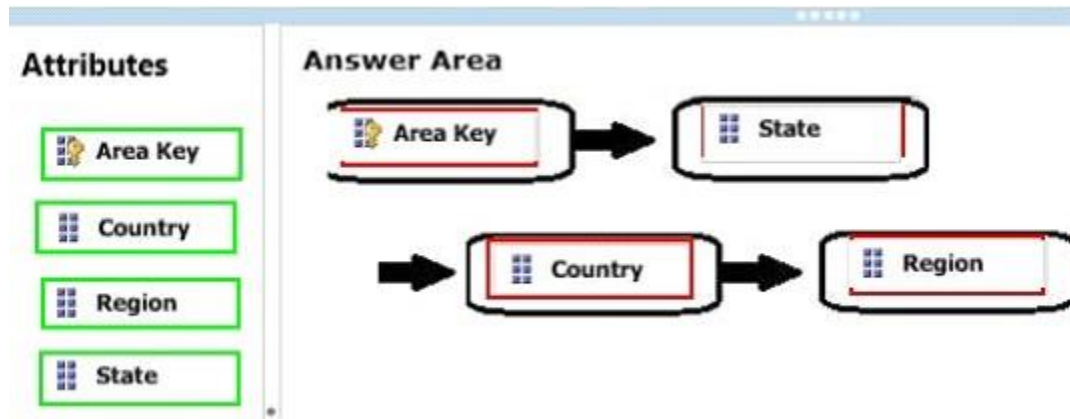
QUESTION 16

DRAG DROP

You need to optimize the Regions dimension. How should you configure the attribute relationships? (To answer, drag the appropriate attribute from the list of attributes to the correct location in the hierarchy relationship. Use only attributes that apply.)



Correct Answer:



QUESTION 17

You need to modify the Sales cube to support the planning requirements. Which SSAS feature should you use?

- A. At KPI
- B. A translation
- C. A perspective
- D. A writeback partition

Correct Answer: D

QUESTION 18

You need to modify the Sales Regions hierarchy to meet the reporting requirements. Which SSAS feature should you use?

- A. Calculation
- B. Translation
- C. Perspective
- D. Action

Correct Answer: B

QUESTION 19

You need to develop the executive reports. What should you do? (Each correct answer presents part of the solution. Choose all that apply.)

- A. Provide default values for all parameters.
- B. Set the data source to use Windows authentication.
- C. Remove default values from all parameters.
- D. Implement dataset filters to filter data.
- E. Set the data source to use stored Windows credentials.
- F. Implement dataset query parameters to filter data.

Correct Answer: ADE

QUESTION 20

You need to configure the UserRegions role. Which Multidimensional Expressions (MDX) function should you use?

- A. USERNAME ()
- B. USERID ()
- C. CUSTOMDATA ()
- D. UNIQUENAME ()
- E. LOOKUPVALUE ()

Correct Answer: A

QUESTION 21

You need to configure the format of the Sales Total measure. Which value should you use for the FormatString property?

- A. \$#,##0.00;(\$#,##0.00)
- B. #,##0.00;-#,##0.00
- C. Currency
- D. A custom-entered value

Correct Answer: C

Topic 3, Data Architect

General Background

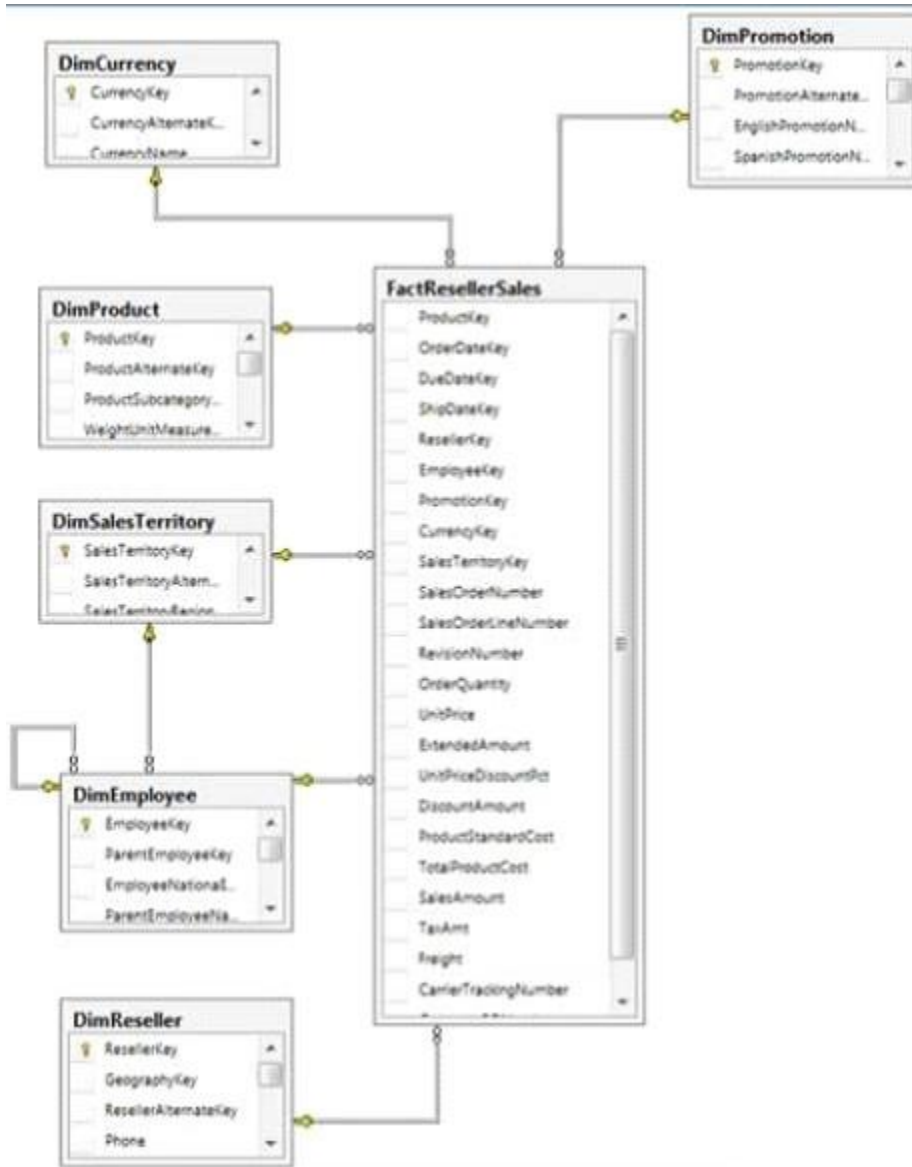
You are the data architect for a company that uses SQL Server 2012 Enterprise Edition. You design data modeling and reporting solutions that are based on a sales data warehouse.

Background

The solutions will be deployed on the following servers:

- ServerA runs SQL Server Database Engine, ServerA is the data warehouse server.
- ServerB runs SQL Server Database Engine, SQL Server Analysis Services (SSAS) in multidimensional mode, and SQL Server Integration Services (SSIS).
- ServerC runs SSAS in tabular mode, SQL Server Reporting Services (SSRS) running in SharePoint mode, and Microsoft SharePoint 2010 Enterprise Edition with SP1.

The data warehouse schema currently contains the tables shown in the exhibit. (Click the Exhibit button.)



Business Requirements

The reporting solution must address the requirements of the sales team, as follows:

- Team members must be able to view standard reports from SharePoint.
- Team members must be able to perform ad-hoc analysis by using Microsoft Power View and Excel.
- Team members can have standard reports delivered to them on a schedule of their choosing.

The standard reports

- Will use a sales territory hierarchy for organizing data by region.
- Will be accessible from SharePoint.

The Excel ad-hoc reports

- Will use the same data store as the standard reports.
- Will provide direct access to the data store for the sales team and a simplified view for the executive team.

Technical Requirements

The standard reports must be based on an SSAS cube. The schema of the data warehouse on ServerA must be able to support the ability to slice the fact data by the following dates:

- Order date (OrderDateKey)
- Due date (DueDateKey)
- Ship date (ShipDateKey)

Additions and modifications to the data warehouse schema must adhere to star schema design principles to minimize maintenance and complexity.

The multidimensional and tabular models will be based on the data warehouse. The tabular and multidimensional models will be created by using SQL Server Data Tools (SSDT). The tabular project is named AdhocReports and the multidimensional project is named Standard Reports. The cube design in the Standard Reports project must define two measures for the unique count of sales territories (SalesTerritoryKey) and products (ProductKey).

A deployment script that can be executed from a command-line utility must be created to deploy the StandardReports project to ServerB.

The tabular model in the AdhocReports project must meet the following requirements:

- A hierarchy must be created that consists of the SalesTerritoryCountry and SalesTerritoryRegion columns from the DimSalesTerritory table and the EmployeeName column from the DimEmployee table.
- A key performance indicator (KPI) must be created that compares the total quantity sold (OrderQuantity) to a threshold value of 1,000.
- A measure must be created to calculate day-over-day (DOD) sales by region based on order date.

SSRS on ServerC must be configured to meet the following requirements:

- It must use a single data source for the standard reports.
- It must allow users to create their own standard report subscriptions.
- The sales team members must be limited to only viewing and subscribing to reports in the Sales Reports library.

A week after the reporting solution was deployed to production, Marc, a salesperson, indicated that he has never received reports for which he created an SSRS subscription. In addition, Marc reports that he receives timeout errors when running some reports on demand.

QUESTION 22

You need to create the KPI in the AdhocReports project. What should you do?

- A. Create a measure by using the SUM([OrderQuantity]) expression. Then use the CREATE KPI CURRENTCUBE statement to define the KPI and target value.
- B. Create a measure by using the SUM([OrderQuantity]) expression and create a KPI based on the measure. Then set the target value.
- C. Create a measure by using the COUNT([OrderQuantity]) expression and create a KPI based on the measure. Then set the target value.
- D. Create a KPI based on the OrderQuantity column and then set the target value.

Correct Answer: C


QUESTION 23

DRAG DROP

You need to complete the design of the data warehouse. Which design should you use? (To answer, drag the appropriate tables and relationships to the correct location in the answer area. Use only the tables and relationships that apply.)



Answer Area



Correct Answer:



QUESTION 24

You need to create the sales territory and product measures. Which aggregate function should you use for both measures?

- A. Count
- B. COUNT(DISTINCT column_name)
- C. DistinctCount
- D. Distinct

Correct Answer: C

QUESTION 25

You need to ascertain why Marc did not receive his reports. What should you do?

- A. Search the ReportServerService_<timestamp>.log file for errors.
- B. Search the registry for errors.
- C. Use SQL Server Management Studio to search the SQL Server logs for errors.
- D. Use the Windows Event Viewer to search the Application log for errors.

Correct Answer: B

QUESTION 26

You need to create the hierarchy in the AdhocReports project. What should you do?

- A. Multi-select all of the columns, right-click the columns, and then click the Create Hierarchy command.
- B. Use the RELATEDTABLEO function to consolidate the tables, multi-select the columns in the hierarchy, right-click the columns, and then click the Create Hierarchy command.
- C. Use the RELATEDO function to consolidate the columns in the DimSalesTerritory table, multi-select the columns, right-click the columns, and then click the Create Hierarchy command.
- D. Use the RELATEDO function to consolidate the columns in the DimEmployee table, multi-select the columns, right-click the columns, and then click the Create Hierarchy command.

Correct Answer: B

QUESTION 27

You need to create the KPI in the AdhocReports project in time for the next production release cycle. What should you do?

- A. Create a measure by using the COUNT([OrderQuantity]) expression and create a KPI based on the measure. Then set the target value. Check in the changes before the next release cycle.
- B. Create a KPI based on the OrderQuantity column and then set the target value. Check in the changes before the next release cycle.
- C. Create a measure by using the SUM([OrderQuantity]) expression and create a KPI based on the measure. Then set the target value. Check in the changes before the next release cycle.
- D. Create a measure by using the SUM((OrderQuantity)) expression. Then use the CREATE KPI CURRENTCUBE statement to define the KPI and target value. Check in the changes before the next release cycle.

Correct Answer: C

QUESTION 28

You need to identify the reports that produce the errors that Marc is receiving. What should you do?

- A. Write a query by using the Subscriptions table in the report server database.
- B. Write a query by using the Execution Log 3 view in the report server database.
- C. Use the Windows Event Viewer to search the Application log for errors.
- D. Search the ReportServerService_<timestamp>.log file for errors.

Correct Answer: B

QUESTION 29

You need create the data source view for the StandardReports project. What should you do?

- A. Create a data source, connect it to the data warehouse, and then use the Data Source View wizard.
- B. Generate a relational schema from the dimensions and cubes by using the Schema Generation wizard.
- C. Create a new data source view and then use the Import from Table wizard.
- D. Execute the Import from Table wizard and then use the Data Source View wizard.

Correct Answer: A

QUESTION 30

You need to create a measure for DOD sales. What should you do? (Each correct answer presents part of the solution. Choose all that apply.)

- A. Use the Data Analysis Expressions (DAX) PARALLELPERIOD () function.
- B. Create a date dimension by using the Dimension wizard with a date template.
- C. Specify a date table by using a Mark the Date table.
- D. Use the Multidimensional Expressions (MDX) PARALLELPERIOD() function.

Correct Answer: AC

EnsurePass.com Members Features:

1. Verified Answers researched by industry experts.
2. Q&As are downloadable in PDF and VCE format.
3. 98% success Guarantee and **Money Back** Guarantee.
4. Free updates for **180** Days.
5. **Instant Access to download the Items**

View list of All Exam provided:

<http://www.ensurepass.com/certifications?index=A>

To purchase Lifetime Full Access Membership click here:

<http://www.ensurepass.com/user/register>

Valid Discount Code for 2015: JREH-G1A8-XHC6

To purchase the HOT Microsoft Exams:

<u>Microsoft</u>			
70-243	70-347	70-466	70-515
70-246	70-410	70-467	70-516
70-247	70-411	70-480	70-519
70-321	70-412	70-483	70-583
70-331	70-413	70-484	70-640
70-332	70-414	70-485	70-649
70-336	70-417	70-486	70-668
70-337	70-461	70-487	70-680
70-341	70-462	70-488	70-687
70-342	70-463	70-489	70-688
70-346	70-464	70-513	70-689

